



TEKS 7B, 7C, 10B, 23A, 23C, 23D, 26A, 26B

What You Will Learn...

Main Ideas

1. Slaves worked at a variety of jobs on plantations.
2. Life under slavery was difficult and dehumanizing.
3. Slave culture centered around family, community, and religion.
4. Slave uprisings led to stricter slave codes in many states.

The Big Idea

The slave system in the South produced harsh living conditions and occasional rebellions.

Key Terms and People

folktales, p. 427

spirituals, p. 427

Nat Turner's Rebellion, p. 428

Nat Turner, p. 428



hmhsocialstudies.com

TAKING NOTES

Use the graphic organizer online to take notes on the slave system.

The Slave System

If YOU were there...

You are a reporter for a newspaper in Philadelphia in the 1850s. You are writing a series of articles about the slave system in the South. To get background for your stories, you are planning to interview some former slaves who now live in Philadelphia. Some have bought their freedom, while others have successfully escaped from slavery.

What questions will you ask in your interviews?

BUILDING BACKGROUND While most white southern families were not slaveholders, the southern economy depended on the work of slaves. This was true not only on large plantations but also on smaller farms and in the cities. Few chances existed for enslaved African Americans to escape their hard lives.

Slaves and Work

Most enslaved African Americans lived in rural areas where they worked on farms and plantations. Enslaved people on small farms usually did a variety of jobs. On large plantations, most slaves were assigned to specific jobs, and most worked in the fields. Most slaveholders demanded that slaves work as much as possible. Supervisors known as drivers, who were sometimes slaves themselves, made sure that slaves followed orders and carried out punishments.

Working in the Field

Most plantation owners used the gang-labor system. In this system, all field hands worked on the same task at the same time. They usually worked from sunup to sundown. Former slave Harry McMillan had worked on a plantation in South Carolina. He recalled that the field hands usually did not even get a break to eat lunch. "You had to get your victuals [food] standing at your hoe," he remembered.

Men, women, and even children older than about 10 usually did the same tasks. Sickness and poor weather rarely stopped the work. "The times I hated most was picking cotton when the frost was on the bolls [seed pods]," recalled former Louisiana slave Mary Reynolds. "My hands git sore and crack open and bleed."

Working in the Planter's Home

Some slaves worked as butlers, cooks, or nurses in the planter's home. These slaves often had better food, clothing, and shelter than field hands did, but they often worked longer hours. They had to serve the planter's family 24 hours a day.

Working at Skilled Jobs

On larger plantations, some enslaved African Americans worked at skilled jobs, such as blacksmithing or carpentry. Sometimes planters let these slaves sell their services to other people. Often planters collected a portion of what was earned but allowed slaves to keep the rest. In this way, some skilled slaves earned enough money to buy their freedom from their slaveholders. For example, William Ellison earned his freedom in South Carolina by working for wages as a cotton gin maker. For years, he worked late at night and on Sundays. He bought his freedom with the money he earned. Eventually, he was also able to buy the freedom of his wife and daughter.

READING CHECK Summarizing What were some types of work done by enslaved people on plantations?

Life Under Slavery


Generally, slaveholders viewed slaves as property, not as people. Slaveholders bought and sold slaves to make a profit. The most common method of sale was at an auction. The auction itself determined whether families would be kept together or separated. Sometimes a buyer wanted a slave to fill a specific job, such as heavy laborer, carpenter, or blacksmith. The buyer might be willing to pay for the slave who could do the work, but not for that slave's family. Families would then be separated with little hope of ever getting back together.

Slave traders sometimes even kidnapped free African Americans and then sold them into slavery. For example, Solomon Northup,

a free African American, was kidnapped in Washington, D.C. He spent 12 years as a slave until he finally proved his identity and gained his release.

Living Conditions

Enslaved people often endured poor living conditions. Planters housed them in dirt-floor cabins with few furnishings and often leaky roofs. The clothing given to them was usually simple and made of cheap, coarse fabric. Some slaves tried to brighten up their



A Nurse's Work

Slaveholders' children were often cared for by enslaved women. At the time, women who looked after children were called nurses. This nurse is posing with her slaveholder's child in about 1850.

As a slave, what might have happened to this woman's family?

clothing by sewing on designs from discarded scraps of material. In this way, they expressed their individuality and personalized the clothing assigned to them by the planters.

Likewise, many slaves did what they could to improve their small food rations. Some planters allowed slaves to keep their own gardens for vegetables, and chickens for eggs. Other slaves were able to add a little variety to their diet by fishing or picking wild berries.

Punishment and Slave Codes

Some planters offered more food or better living conditions to encourage slaves' obedience. However, most slaveholders used punishment instead. Some would punish one slave in front of others as a warning to them all. Harry McMillan recalled some of the punishments he had witnessed.

“The punishments were whipping, putting you in the stocks [wooden frames to lock people in] and making you wear irons and a chain at work. Then they had a collar to put round your neck with two horns, like cows' horns, so that you could not lie down . . . Sometimes they dug a hole like a well with a door on top. This they called a dungeon keeping you in it two or three weeks or a month, or sometimes till you died in there.”

—Harry McMillan, quoted in *Major Problems in the History of the American South, Volume I*, edited by Paul D. Escott and David R. Goldfield

To further control slaves' actions, many states passed strict laws called slave codes. Some laws prohibited slaves from traveling far from their homes. Literacy laws in most southern states prohibited the education of slaves. Alabama, Virginia, and Georgia had laws that allowed the fining and whipping of anyone caught teaching enslaved people to read and write.

READING CHECK Summarizing How did slaveholders control slaves?

A Slave's Daily Life



Typical Daily Schedule:

- 3:00 a.m. Out of bed, tend animals
- 6:00 a.m. Prayers
- 7:00 a.m. Start work
- 12:00 p.m. Lunch
- 1:00 p.m. Return to work
- 7:00 p.m. Dinner
- 8:00 p.m. Return to work
- 11:00 p.m. Lights out

Slave Culture

Many enslaved Africans found comfort in their community and culture. They made time for social activity, even after exhausting workdays, in order to relieve the hardship of their lives. Although they were forced to immigrate to the United States, their culture is one of the foundations of the current national identity, especially in the worlds of music and religion.

Family and Community

Family was the most important **aspect** of slave communities, and many slaves feared separation more than they feared punishment. Josiah Henson never forgot the day that he and his family were auctioned. His mother begged the slaveholder who bought her to buy Josiah, too. The slaveholder refused, and Henson's entire family was separated.



The lives of slaves revolved around the work that was required of them. For many, this meant doing the backbreaking work of harvesting and loading tons of cotton. Most slaves found hope and a short escape from their daily misery in Sunday church services. Others sought to escape permanently and ran away, hoping to reach the freedom of the North. A failed escape attempt, however, could result in a cruel whipping—or worse.

What different aspects of slavery are shown in these pictures?

Enslaved parents kept their heritage alive by passing down family histories as well as African customs and traditions. They also told **folktales**, or stories with a moral, to teach lessons about how to survive under slavery. Folktales often included a clever animal character called a trickster. The trickster—which often represented slaves—defeated a stronger animal by outwitting it. Folktales reassured slaves that they could survive by outsmarting more powerful slaveholders.

Religion

Religion also played an important part in slave culture. By the early 1800s many slaves were Christians. They came to see themselves, like the slaves in the Old Testament, as God's chosen people, much like the Hebrew slaves in ancient Egypt who had faith that they would someday live in freedom.

Some slaves sang **spirituals**, emotional **Christian songs** that **blended African and European music**, to express their religious beliefs. For example, “The Heavenly Road” reflected slaves’ belief in their equality in the eyes of God.

“Come, my brother, if you never did pray,
I hope you pray tonight;
For I really believe I am a child of God
As I walk on the heavenly road.”

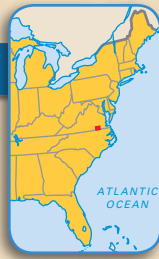
—Anonymous, quoted in *Afro-American Religious History*,
edited by Milton C. Sernett

Slaves blended some aspects of their traditional African religions with those of the Christianity that the slaveholders followed. They worshipped in secret, out of sight of slaveholders. Some historians have called slave religion the invisible institution.

THE IMPACT TODAY

The musical influence of these inspirational slave songs can be heard today in gospel music.

Nat Turner's Rebellion



Slave Nat Turner led a revolt against white slaveholders in 1831. This is a map of his route and a depiction of his capture.



August 21, 1831
Turner meets with other slaves and plans to revolt.

August 23, 1831
Most of the rebelling slaves are captured or killed at James Parker's plantation. Turner escapes.



ANALYSIS SKILL

ANALYZING VISUALS

- 1. Location** Where did Nat Turner's Rebellion take place?
- 2. Movement** How many days did it take to capture Nat Turner?

Seeds of Rebellion

Maintaining their own religious beliefs and practices was only one way in which enslaved people resisted slaveholders' attempts to control them completely. In small ways, slaves rebelled against the system daily. Sometimes they worked slower to protest long hours in the fields. Other times they ran away for a few days to avoid an angry slaveholder. Some slaves tried to escape permanently, but most left only for short periods, often to go and visit relatives.

Gaining freedom by escaping to the North was hard. If discovered, slaves were captured and sent back to their slaveholders, where they faced certain punishment or death. However, thousands of enslaved people succeeded in escaping.

READING CHECK Summarizing How did slaves' religious beliefs affect their attitudes toward slavery?

Slave Uprisings

Although violent slave revolts were relatively rare, white southerners lived in fear of them. Two planned rebellions were stopped before they began. Gabriel Prosser planned a rebellion near Richmond, Virginia, in 1800. Denmark Vesey planned one in Charleston, South Carolina, in 1822. Local authorities executed most of those involved in planning these rebellions. Though Vesey was executed as the leader of the Charleston conspiracy, several accounts written after his death by anti-slavery writers claimed he was a hero.

The most violent slave revolt in the country occurred in 1831 and is known as **Nat Turner's Rebellion**. Nat Turner, a slave from Southampton County, Virginia, believed that God had told him to end slavery. On an August night in 1831, Turner led a group of slaves in a plan to kill all of the slaveholders and their families in the county. First, they

attacked the family that held Turner as a slave. Soon they had killed about 60 white people in the community.

More than 100 innocent slaves who were not part of Turner's group were killed in an attempt to stop the rebellion. Turner himself led authorities on a chase around the countryside for six weeks. He hid in caves and in the woods before he was caught and brought to trial. Before his trial, Turner made a confession. He expressed his belief that the revolt was justified and worth his death: "I am willing to suffer the fate that awaits me." Turner was executed on November 11, 1831. After the rebellion, many states strengthened their slave codes. The new codes placed stricter control on enslaved people. Despite resistance, slavery continued to spread.

READING CHECK Finding Main Ideas

What was Nat Turner's Rebellion, and what happened as a result?

SUMMARY AND PREVIEW Several groups of African Americans attempted to end slavery by rebellion. All of the attempts failed. In the next chapter you will read about efforts to reform American society.

Primary Source

LETTER

Nat Turner's Rebellion

In 1831 a white southerner who had escaped the rebellion wrote a letter describing the mood of the area where Nat Turner had killed slaveholders.

"The oldest inhabitants of our county have never experienced such a distressing [terrible] time, as we have had since Sunday night last. The [slaves], about fifteen miles from this place, have massacred from 50 to 75 women and children, and some 8 or 10 men. Every house, room and corner in this place is full of women and children, driven from home, who had to take to the woods, until they could get to this place. We are worn out with fatigue [tiredness]."

—*Richmond Enquirer*, quoted in
The Southampton Slave Revolt of 1831
by Henry I. Tragle

The author believes no one in the county has been through a worse event.

The author says that many people went into hiding when the rebellion began.

ANALYSIS SKILL

ANALYZING PRIMARY SOURCES

What emotions do you think the author of this letter was feeling?

Section 3 Assessment



hmhsocialstudies.com

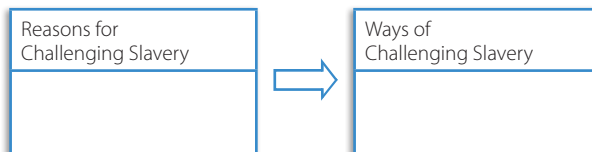
ONLINE QUIZ

Reviewing Ideas, Terms, and People

- a. Identify** What different types of work were done by slaves on plantations?
b. Elaborate Do you think that skilled slaves had advantages over other slaves? Why or why not?
- a. Describe** What were living conditions like for most slaves?
b. Summarize In what different ways did slaveholders encourage obedience from their slaves?
- a. Recall** What was the purpose of African American **folktales** and **spirituals**?
b. Explain How did slaves try to maintain a sense of community?
- a. Describe** What was the outcome of **Nat Turner's Rebellion**?
b. Elaborate What do you think were some reasons why slaves rebelled?

Critical Thinking

- Evaluating** Review your notes on the slavery system. Then use a graphic organizer like the one shown below to identify the two most important reasons enslaved people challenged the system as well as how they did so.



FOCUS ON WRITING

myWriteSmart

- Describing the Life of Slaves** Add notes about the life of slaves to your notebook. What would it have been like to be a slave? How would it have felt to have been separated from your family?